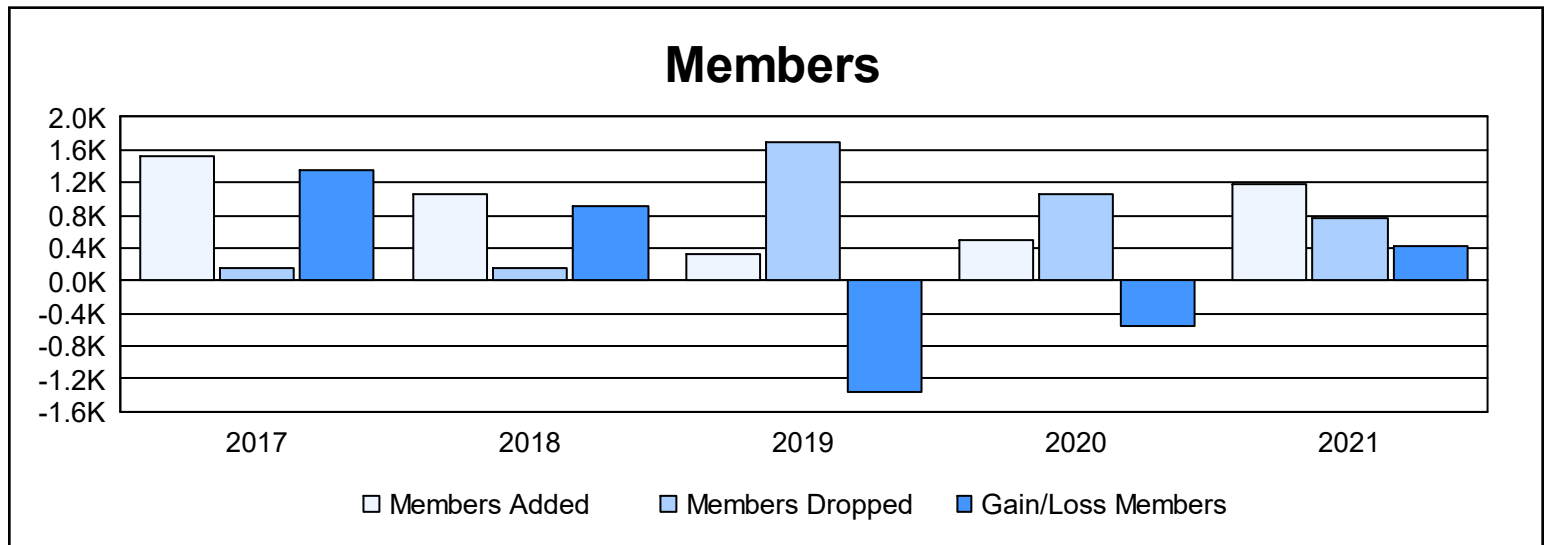
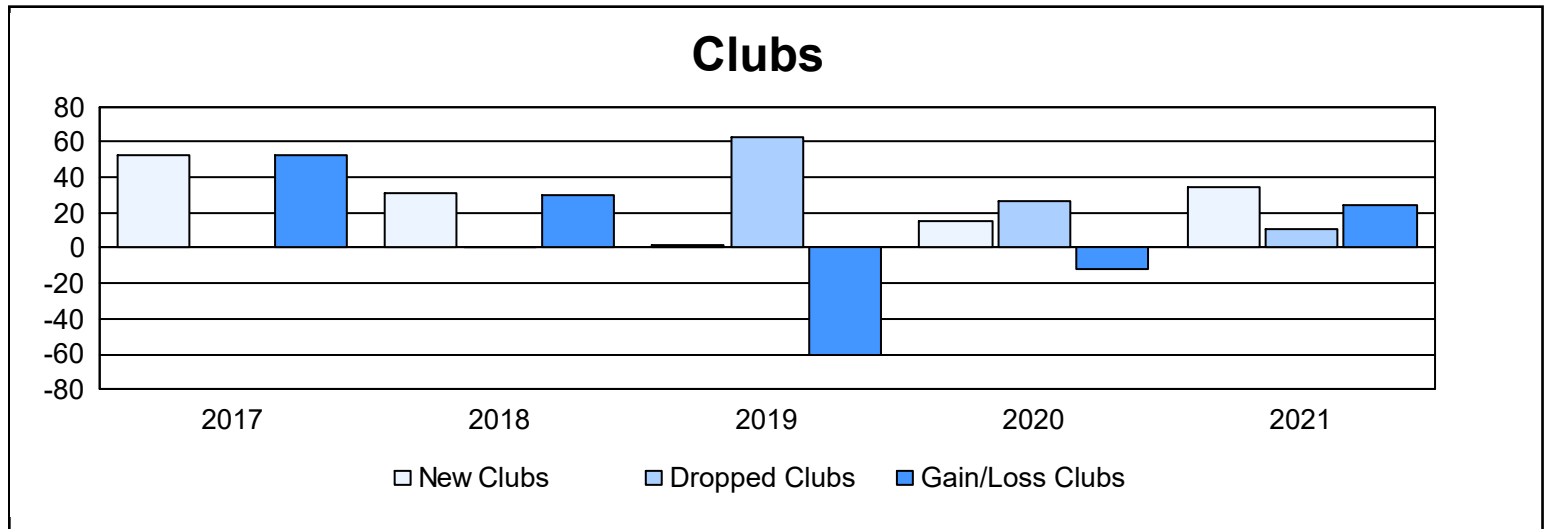
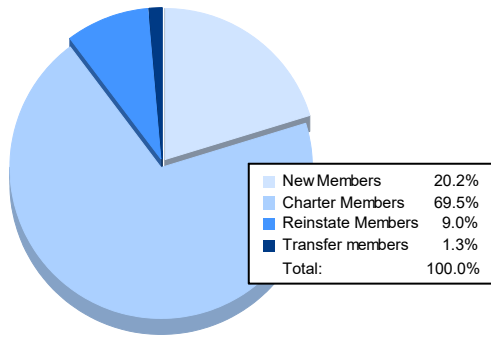


| Year | New Clubs | Dropped Clubs | Gain/ Loss Clubs | New Members | Charter Members | Reinstate Members | Transfer Members | Total Member Added | Total Members Dropped | Gain/ Loss Members |
|----------------|-----------|---------------|------------------|-------------|-----------------|-------------------|------------------|--------------------|-----------------------|--------------------|
| 2016-2017 | 53 | 0 | 53 | 448 | 1,061 | 5 | 2 | 1,516 | 156 | 1,360 |
| 2017-2018 | 31 | 1 | 30 | 380 | 642 | 20 | 5 | 1,047 | 145 | 902 |
| 2018-2019 | 2 | 63 | -61 | 225 | 77 | 24 | 0 | 326 | 1,683 | -1,357 |
| 2019-2020 | 15 | 27 | -12 | 160 | 326 | 10 | 7 | 503 | 1,053 | -550 |
| 2020-2021 | 35 | 11 | 24 | 239 | 822 | 106 | 15 | 1,182 | 769 | 413 |
| Average | 27 | 20 | 7 | 290 | 586 | 33 | 6 | 915 | 761 | 154 |



Membership Composition June 2021 Cumulative



Gender Composition June 2021 Cumulative

